

## Environmental

## Social

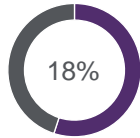
## Governance

### Reduce our clients' carbon footprint (kt CO<sub>2</sub> eq.)<sup>1</sup>

Order intake linked to lower carbon intensity



Target: 33%  
Actual: 18%



### Fair representation



Female graduate recruitment<sup>1</sup>

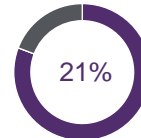
Target: 45%  
Actual: 43%



### Underrepresented populations in senior management<sup>2</sup>

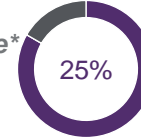
#### Gender

Target: 26%  
Actual: 21%



#### Nationality/race\*

Target: 23%  
Actual: 25%



### Leadership in HSE<sup>1</sup>



#### SIF Prevention Projects

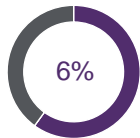
Target: 400  
Actual: 650



### Water consumption<sup>1</sup>



Target: 10%  
Actual: 6%

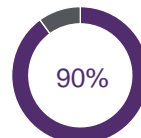


### Awareness and culture<sup>1</sup>



#### Inclusive leadership training

Target: 100%  
Actual: 90%

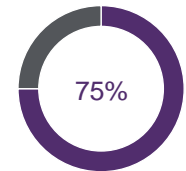


### Human rights due diligence<sup>1</sup>



#### Audits on high-risk suppliers<sup>1</sup>

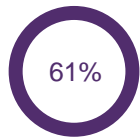
Target: 100%  
Actual: 75%



### Recycled and reused waste<sup>2</sup>



Target: 53%  
Actual: 61%

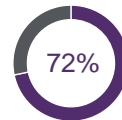


### Community<sup>1</sup>



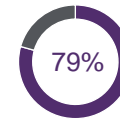
#### Volunteering initiatives

Target: 800  
Actual: 574



#### STEM initiatives

Target: 150  
Actual: 119



### Ethics and compliance<sup>2</sup>



#### Annual training for all managerial levels

Target: 100%  
Actual: 100%



\* race refers to US minorities


<sup>1</sup> Metric shows against target and is cumulative

<sup>2</sup> Metric shows against target and is annual



# Year 2 result against 2030 Target

## Environmental



Reduce our carbon footprint by 50% by 2030 (kt CO<sub>2</sub> eq.)<sup>2</sup>



2017 Baseline: 677  
Target: 338  
Actual: 289



2017 Re- Baseline: 312  
Target: 156  
Actual: 289